

Deposit a Technical Report

Technical Reports are a major source of scientific information, prepared for institutional and wider distribution. They are considered grey literature since they are scientific literature which rarely undergo peer review and if so it is mostly limited to the originating organization. Also there are no general formal publishing procedures for such reports but institutional wide ones.

In this guide the procedure for publishing a Technical Report at IST Austria is described. If you have troubles with any of the steps of depositing within IST Research Explorer, there are several User Guides on our website <https://ist.ac.at/en/research/library/publish-communicate/#IST>

Facts

- Technical Reports are published via IST Research Explorer
- The cover page for the Technical Report will be created throughout the upload process. Do not create one yourself.
- It is possible to deposit a Technical Report anonymously for review purposes. If you wish to do so contact repository.manager@ist.ac.at.
- You can easily filter all Technical Reports published at IST Austria within IST Research Explorer by setting the publication type to “Technical Report”

Filter Publications

▼ Publication Type	
Journal Article (1463)	+ -
Conference Paper (545)	+ -
Technical Report (75)	+ -
Thesis (71)	+ -
Book Chapter (17)	+ -

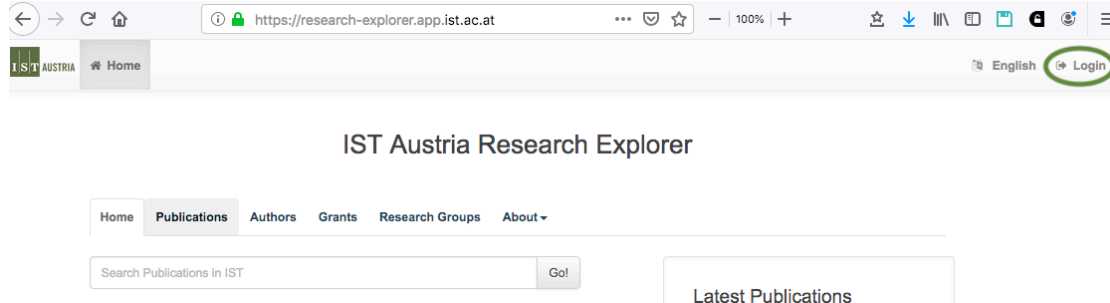
- Every Technical Report receives a DOI and is published within our ISSN series “IST Austria Technical Reports”. This is only applicable for published Technical Reports and of course not for anonymous ones!

Table of Contents

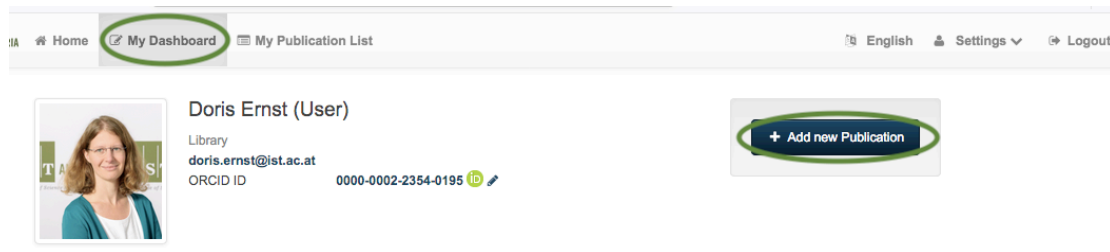
FACTS.....	2
DEPOSIT A TECHNICAL REPORT.....	4
Details.....	5
Upload.....	6
Additional Information.....	7
Links.....	8
Deposit.....	8
DEPOSIT A TECHNICAL REPORT ANONYMOUSLY.....	9

Deposit a Technical Report


Go to <https://research-explorer.app.ist.ac.at/> and login to your account with your **intranet credentials**.



You are now in “My Dashboard”. Click on “+Add new Publication”



Go to “Option 2: Technical Report” and open the template



Add New Publication

Option 1:

Enter a publication ID to import

DOI Go!

Option 2:

Select a type and fill out the form

- | | | |
|---------------------|----------------------|-------------------------|
| Book | Thesis | Translation |
| Book (Editor) | Encyclopedia Article | Translation (Section) |
| Book Chapter | Journal Article | Technical Report |
| Book Review | Special Issue | Working Paper |
| Conference Abstract | Newspaper Article | Other Publication |
| Conference (Editor) | Patent | Research Data |
| Conference Poster | Preprint | |
| Conference Paper | Report | |

The template consists of four sections:

Details

Add your main information here:

Details

Publication Type	<input type="text" value="Technical Report"/>	
Title *	<input type="text" value="e.g. My Technical Report on"/>	
Author *	<input type="text" value="First Name Doris"/> <input type="text" value="Last Name Ernst"/> <input type="radio"/> extern <input type="button" value="+"/> <input type="button" value="-"/>	
Department	<input type="text" value="Library"/> <input type="button" value="+"/> <input type="button" value="-"/>	
DOI	<input type="text" value="e.g. 10.4119/xyz/2695161"/>	
ISSN / ISBN	<input type="text" value="-- Select --"/> <input type="text" value="e.g. select (e)ISBN or (e)ISSN and enter it here"/> <input type="button" value="+"/> <input type="button" value="-"/>	
Series Title	<input type="text" value="e.g. Handbuch der eBook-Veröffentlichung"/> <input type="button" value="+"/> <input type="button" value="-"/>	
Publisher	<input type="text" value="e.g. Elsevier"/>	
Publishing Year *	<input type="text" value="e.g. 2015"/>	<input type="checkbox"/> Published while not employed at IST
Publishing Month	<input type="text" value="e.g. 04"/>	
Publishing Day	<input type="text" value="e.g. 21"/>	
Grant	<input type="text" value="Start typing, or use (arrow down) to choose a Grant from the list."/> <input type="button" value="+"/> <input type="button" value="-"/>	
Status / Language	<input type="text" value="Status -- Select --"/> <input type="text" value="Language English"/> <input type="button" value="+"/> <input type="button" value="-"/>	
Edition	<input type="text" value="e.g. 2"/>	
Place of Publication	<input type="text" value="e.g. Berlin"/>	
Series Title / Volume	<input type="text" value="Series Title, e.g. Lecture Notes in Computer Science"/>	<input type="text" value="Volume, e.g. 3"/>
Number of Pages	<input type="text" value="e.g. 345"/>	

Mandatory fields are title, name (match it with ICP by clicking on the icon, add additional authors by clicking +), department, publishing year and – if accurate – grant. If you like you can enter additional fields as well: series title (IST Austria Technical Report), publisher (IST Austria), publishing month and day and the number of pages.

Upload

The second section is all about the upload of your technical report.

Upload

Upload Main File and Supplementary Material (max. 10GB per file)

Drop files here to upload ... or click!

▼ Copyright and Licenses

DDC

--- Select DDC ---

URN

e.g. urn:nbn:de:0070-pub-12345678

(A URN will be generated automatically if you upload a file!)

Copyright Disclaimer

In case you are the author:

- I acknowledge that I have read, understood and agreed to be bound by the IST Research Explorer (IST REX) Terms of Use (Terms).
- I represent that I have the legal authority to accept the Terms on behalf of myself and any party I represent in connection with my use of any services (co-authors, publishers or other rightholders).
- I declare that I am authorised to make the Publication and associated metadata to be uploaded available on IST REX. If I am not the sole copyright holder, I declare that I have obtained written consent of the third party to do so.
- I warrant that the uploads do not infringe the rights of any third party.
- I represent that in case Publications contain personal research data I have obtained the prior approval of the Ethics Officer to upload such personal data.
- I grant IST Austria a worldwide, non-exclusive, royalty-free, transferable license esp. to make my uploaded Presentation available for public access in accordance with the Terms.

In case you act on behalf of an author:

- I represent that I have been authorized in writing or e-mail by the Depositor to archive a collection of files (Presentation or Data) and associated bibliographic metadata in IST REX on behalf of the Depositor upon these IST REX Terms of Use.
- Please be aware that such PoA must be provided as evidence via e-mail to repository.manager@ist.ac.at within 3 working days as of deposit (please insert the reference number of deposit in the title of your e-mail).

I accept

Questions about policy / license? Contact our support: Phone 1013, E-Mail: repository.manager@ist.ac.at

Creative Commons License

If your uploaded document is available under a Creative Commons license, you can select it here:

Select a license

- ✓ Creative Commons Public Domain Dedication (CC0 1.0)
- ✓ Creative Commons Attribution 4.0 International Public License (CC-BY 4.0)
- ✓ Creative Commons Attribution-ShareAlike 4.0 International Public License (CC BY-SA 4.0)
- ✓ Creative Commons Attribution-NonCommercial (CC BY-NC 4.0)
- ✓ Creative Commons Attribution-NonCommercial-ShareAlike (CC BY-NC-SA 4.0)
- ✓ Creative Commons Attribution-NoDerivates (CC BY-ND 4.0)
- ✓ Creative Commons Attribution-NonCommercial-NoDerivs (CC BY-NC-ND 4.0)

Add your pdf document by drag and drop within the yellow upload area. Choose one or several appropriate Dewey decimal classification (DDC) from the dropdown list (add more fields by clicking +). Read and accept the IST Austria Deposit Policy and if you've decided to use a CC license (find a short overview here: <https://ist.ac.at/en/research/library/publish-communicate/#IST>) choose the correct license from the dropdown list.

Additional Information

Just choose the Open Access version “published” via dropdown list and paste your abstract in the dedicated field. If you acknowledged an IST Scientific Service Unit (SSU) please select it from the list.

Additional Information


Article Processing Charge	No
Open Access Version	None
Abstract	Language English Abstract Text (you can use Markdown for styling)
Keywords	Keywords (multiple entries separated by semicolon, e.g. Keyword1 ; Keyword2 ; Keyword3)
Thematic Area	-- Select Thematic Area --
Comments	Enter some comments for reviewer / admin
Acknowledged SSUs	Start typing, or use (arrow down) to choose an SSU from the list.
Acknowledgement	Thanks to...
External Identifier	-- Select -- Select an Identifier and enter it here (simple numbers only, no parts of URL)

Links

The final section concerns linking your Technical Report to other publications. If you have already published a first version of your Technical Report and are uploading an updated second one, you can link them by adding the IST record. Just write the name of your Technical Report in the field and you'll get a selection of publications. Confirm the correct one and add the relation type (e.g. earlier version).

Links

Link to IST record

Fulltext URL  Open Access

Link and relation to external material

External material is

Deposit

You can always save your entry by clicking "Save Draft" (the item is stored in "My Dashboard"). As soon as you are finished click "Save" and the Technical Report is sent to a moderation queue edited by the Library team. Within three working days we will review and - if necessary - add additional information. As soon as the Library confirms the entry your Technical Report is publicly available within IST Research Explorer.

As mentioned before, the unified cover page of your Technical Report is generated automatically by the system.

Deposit a Technical Report anonymously



If you need to deposit a Technical Report anonymously (e.g. for a double blind review) you have to prepare two files: the anonymised manuscript and a file with a list of the authors' names. (Anonymous1: Willard, Chester; Anonymous2: Hetherington, Jack; etc.). Please send your files to repository.manager@ist.ac.at and the Library team will upload them for you.

Be aware: the names are anonymised but the Institution will be recognizable!

The final entry looks like that:

The Future Library

1 Anonymous, 2 Anonymous, The Future Library, IST Austria, n.d.

Download  **FutureLibrary.pdf** 19.20 KB
 **Authors.txt** 47 bytes

Technical Report | Submitted | English

Details
Files

Author	Anonymous, 1 ; Anonymous, 2
Abstract	This is a test for an anonymous publication.
Publishing Year	2019
Date Published	2019-06-06
Page	42
IST-REx-ID	4905

Cite this

AMA
APA
Chicago
IEEE
IST Annual Report
MLA

Anonymous 1, Anonymous 2. *The Future Library*. IST Austria

Please let us know if you need any support:

IST Austria Library Team

repository.manager@ist.ac.at

